

NT 2008

TEST CODE 102



**Republic of Trinidad and Tobago  
Ministry of Education**

**NATIONAL TEST 2008**

**LANGUAGE ARTS STANDARD 1**  
(75 Minutes)

Name:	[Redacted]					
ID				1		
	SCHOOL CODE			CLASS	STUDENT NUMBER	

**Directions for the Test**

This test is divided into EIGHT parts with a total of 28 items.

For each part of the test, there will be a different set of directions.

Make sure you understand the directions before you start to work.

Read EACH item CAREFULLY before answering it.

Write ALL your answers in the spaces provided in this test booklet.

Answer ALL items.

Work carefully but do NOT spend too much time on any one item.



**DO NOT OPEN THIS BOOKLET UNTIL YOU ARE TOLD TO DO SO.**

---

*Division of Educational Research and Evaluation*



LANGUAGE ARTS

STANDARD ONE

Part 1 – Spelling

Write the correct spelling for the plural of the underlined words.

Example:

	
one <u>ball</u>	two <u>balls</u>



1. one kitten

two \_\_\_\_\_



2. one fox

two \_\_\_\_\_

Adding - ing to the words below.

Write the answers on the lines.

<b>Example:</b>	walk	<u>walking</u> _____
-----------------	------	----------------------

3. bake \_\_\_\_\_

4. drop \_\_\_\_\_

---

**Part 2 – Vocabulary**

Circle the word that means the same as the underlined word.

<b>Example:</b>	<b>Word</b>	<b>Means the same as</b>		
	<u>Happy</u>	sad	<u>glad</u>	sweet

	<b>Word</b>	<b>Means the same as</b>			
5.	<u>Pieces</u>	sizes	parts	out	<input type="checkbox"/>
6.	<u>Destroy</u>	build	smash	yell	<input type="checkbox"/>
7.	<u>Cheerful</u>	sad	merry	bad	<input type="checkbox"/>

Write a word that is **opposite in meaning** to the underlined word in each sentence. Write the new sentence on the line below.

<b>Example:</b>	The <u>small</u> ball was caught by the student.
	The <u>large</u> ball was caught by the student.

8. Ariel played in the clean water.

\_\_\_\_\_

9. Place all copybooks below the desk.

\_\_\_\_\_

Write on the line, the word that **BEST** completes each sentence.

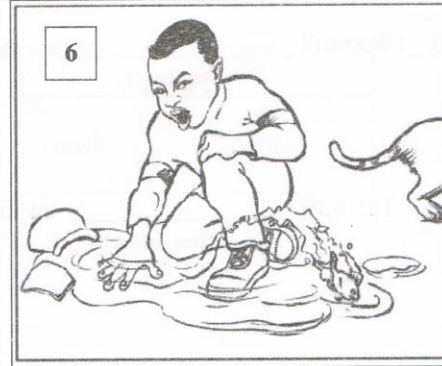




<b>Example:</b>	We love to play in the <u>sun</u> _____ . (sun, son)
-----------------	---

10. Who will \_\_\_\_\_ my tasty lunch today?  
(bye, buy)

11. The wind \_\_\_\_\_ my kite high into the sky.  
(blue, blew)

Part 3 – Comprehension

Look at the pictures below. They tell a story. Use the pictures and answer the questions on the next page.



12. Read each sentence below carefully.

Write in each box the number of the picture that matches each sentence.

*Number 1 has been done for you.*

It swims away from the greedy cat.

She puts her paw into the fish bowl.

The cat jumps onto the table and looks at Bubbles.

Bubbles, the fish is placed on the table by Sam.

The bowl falls to the floor and breaks.

Sam saves Bubbles from the cat.

Answer the following questions using complete sentences.

13. How do you think Bubbles felt when the bowl broke?

---





---

14. Look at the six pictures and write a title for the story.

My title for the story is \_\_\_\_\_.

Part 4 – Study Skills

Study the table of contents below. Write the answers on the lines.

	Chapter	Contents	Page
	1	Kites	1
	2	Books	5
	3	Cars	10
	4	Toys	20
		Index	25

15. (a) To read about Books, I must turn to page \_\_\_\_\_.

(b) Chapter 4 talks about \_\_\_\_\_.

(c) The chapter on \_\_\_\_\_ has the most pages.

(Kites, Toys, Cars)

**Part 5 – Punctuation**

Put in the missing capital letter, question mark (?), full stop (.), apostrophe mark (’s) and comma (,) where needed. Rewrite each sentence on the line.

<b>Example</b>	sally is six years old. <u>Sally is six years.</u>
----------------	---

16. A new student came to our class today

\_\_\_\_\_

17. Her name is mala.

\_\_\_\_\_

18. She is tall slim and wears glasses.

\_\_\_\_\_

19. Malas school bag is very small.

\_\_\_\_\_

20. Who will speak to her first

\_\_\_\_\_



**Part 6 – Parts of Speech**

Underline the word in each sentence, which shows the part of speech in the box next to the sentence.

<b>Example:</b>	<b>Part of Speech</b>	<b>Sentence</b>
	noun	<u>Tamara</u> likes to run.

	<b>Part of Speech</b>	<b>Sentence</b>	
21.	<b>Noun</b>	Anil has a new football.	<input type="checkbox"/>
22.	<b>Pronoun</b>	His friend Anne wants to play.	<input type="checkbox"/>
23.	<b>Adjective</b>	They went into the large playground.	<input type="checkbox"/>
24.	<b>Verb</b>	Anne kicked the ball into the goal.	<input type="checkbox"/>

**Part 7 – Sentence Structure**

**Write a question for the statement below.**

<b>Example:</b>	<b>Statement</b>	<b>My question is</b>
	I am late because of the rain	<u>Why are you late?</u>

	<b>Statement</b>	<b>My question is</b>
25.	My aunt is coming on Saturday.	 _____ _____

**In the sentences below, fill in the blank by adding the correct word from the brackets.**

<b>Example:</b>	She _____ is _____ my aunt. (is, are)
-----------------	---------------------------------------

26. Umi \_\_\_\_\_ to school everyday. (walk, walks)

27. Tara \_\_\_\_\_ to the park yesterday. (go, went, gone)

**Part 8 – Creative Writing**

28. Write a letter to tell your friend about a place you visited.

In the letter, tell your friend about the **things you saw** and the **things you did** while you were there.

**Remember to put your address.**

**Remember to use capital letters and full stops.**



**You may use this space to plan your letter.**

